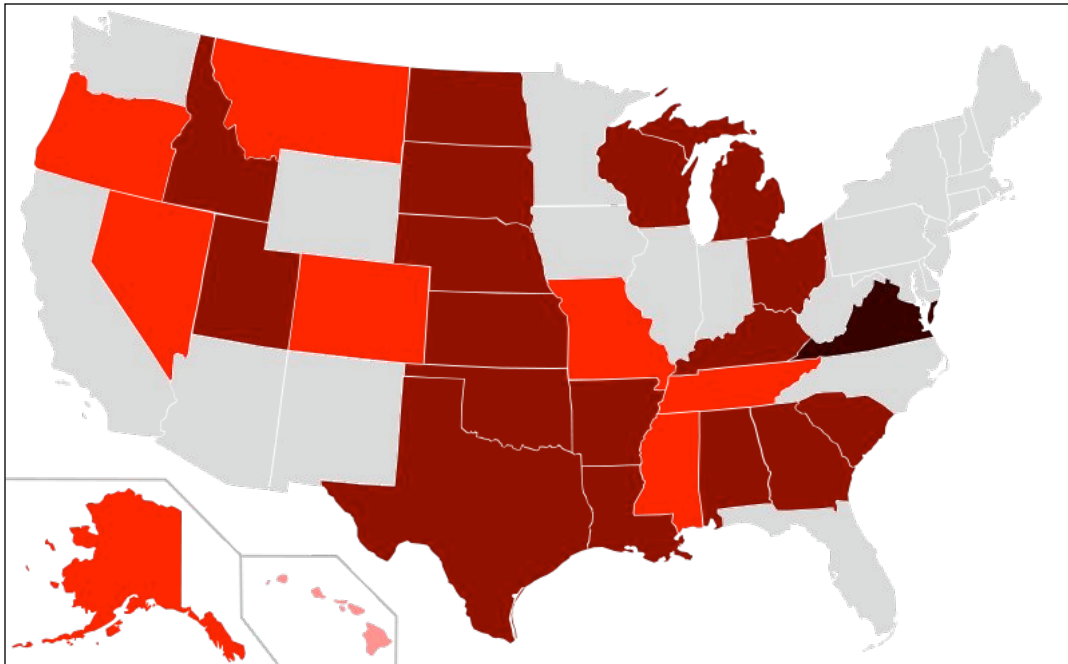




THE FAMILY  
POLICY COUNCIL  
OF WEST VIRGINIA

## DEFINING MARRIAGE

IN WEST VIRGINIA



Prepared with Analysis by the Family Policy Council of West Virginia

Poll Conducted by Advantage, Inc. from July 29-31, 2008

# Table of Contents

West Virginians on the Question of Marriage	3
Poll Reveals Significant Support for Constitutional Amendment	3
More than 2/3's of Registered Democrats in Support of Marriage	4
Voters Support Candidates Who Favor a Marriage Protection Amendment	5
Support for Marriage of High Importance to ALL Voters	6
West Virginia Voters: Courts Should Not Decide	7
Democratic Process Preferred by ALL Parties	8

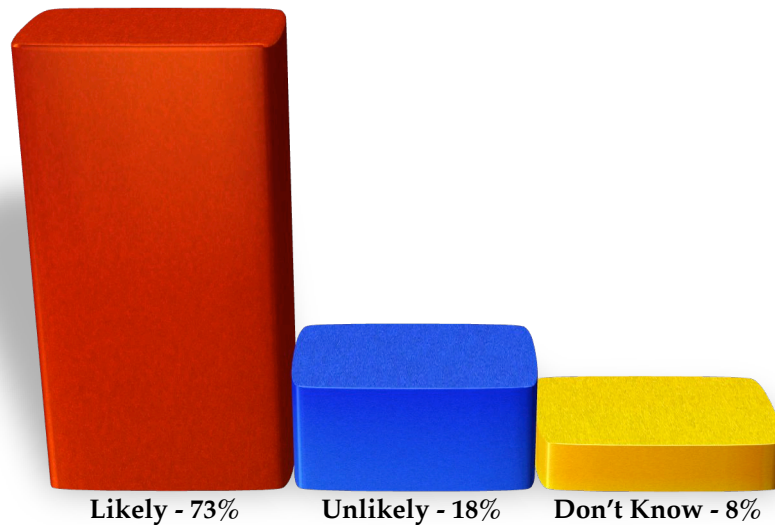
# West Virginians on the Question of Marriage

## Poll Reveals Significant Support for Constitutional Amendment

At the end of July 2008, the Family Policy Council of West Virginia (FPC) commissioned an independent poll of 513 voters registered in the State of West Virginia. Respondents to the poll were chosen at random and asked a variety of questions regarding a marriage protection amendment. The following summarizes the results of the poll.

The first question posed was, *“How likely would you be to vote for a ballot initiative that defined marriage as ‘only a union of one man and one woman shall be valid or recognized in this state?’”* The chart below explains the results:

■ Likely - 73%      ■ Unlikely - 18%      ■ Don't Know - 8%

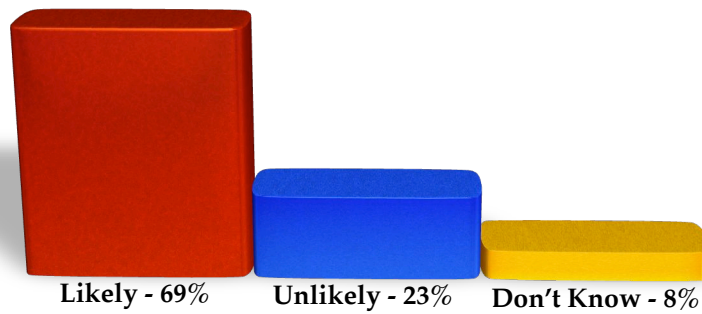


**How likely would you be to vote for a ballot initiative that defined marriage?**

### More than 2/3's of Registered Democrats in Support of Marriage

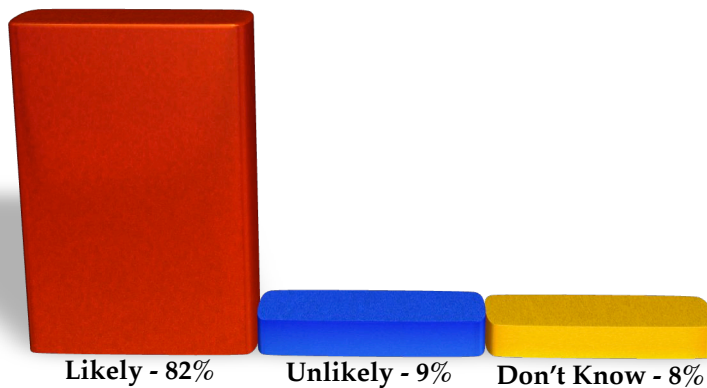
Broken down by political party, the clear majority of Democrats (69%), Republicans (82%), and persons with no party affiliation (56%) support the constitutional definition of marriage in West Virginia.

■ Likely - 69%      ■ Unlikely - 23%      ■ Don't Know - 8%



Support Among Democrats

■ Likely - 82%      ■ Unlikely - 9%      ■ Don't Know - 8%



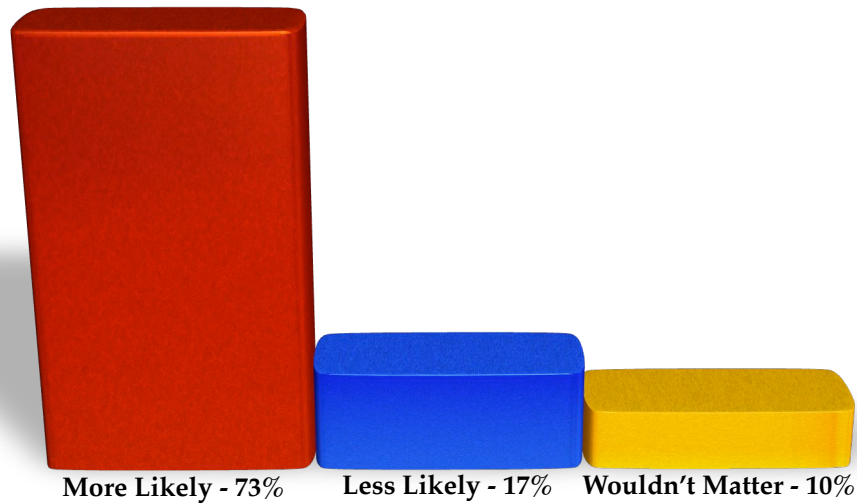
Support Among Republicans

### Voters Support Candidates Who Favor a Marriage Protection Amendment

Almost three-quarters (73%) of registered West Virginia voters are “more likely” to vote for a candidate who favors an amendment that defined marriage as between one man and one woman.

Registered voters in West Virginia answered “more likely” when asked, “*Would you be more likely or less likely to vote for a candidate who favored an amendment that defined marriage as between one man and one woman?*”

■ More Likely - 73%      ■ Less Likely - 17%      ■ Wouldn't Matter - 10%

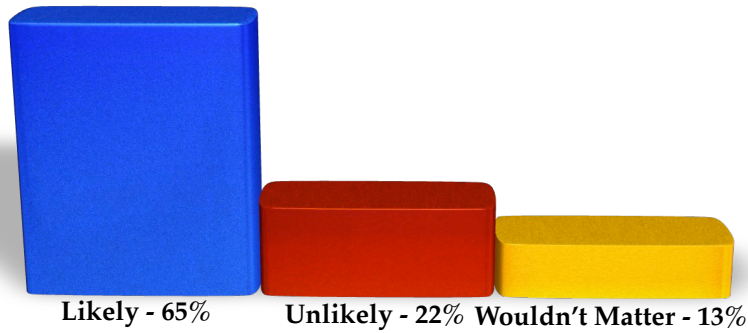


**Would you be more likely to support a candidate?**

### Support for Marriage of High Importance to ALL Voters

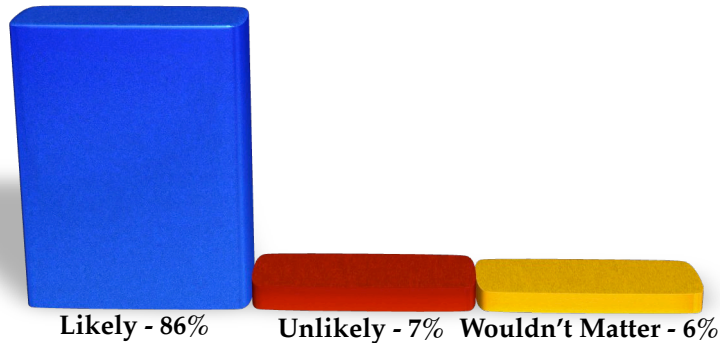
Registered voters from the Democrat (65%) and Republican (86%) parties, as well as those with no party affiliation (51%), were all decidedly more likely to support a candidate that defined marriage as between one man and one woman.

■ Likely - 65%      ■ Unlikely - 22%      ■ Wouldn't Matter - 13%



Support Among Democrats

■ Likely - 86%      ■ Unlikely - 7%      ■ Wouldn't Matter - 6%

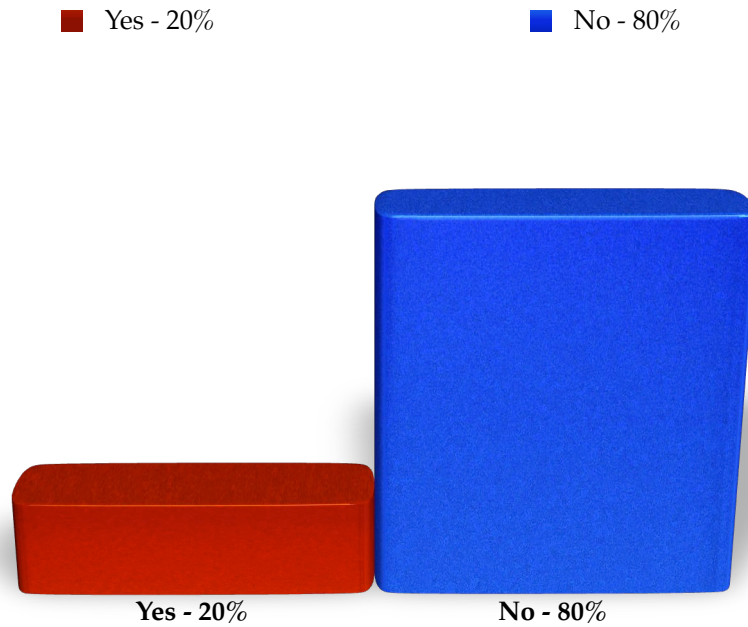


Support Among Republicans

### West Virginia Voters: Courts Should Not Decide

Registered voters in West Virginia overwhelmingly reject judicial activism on the question of marriage. Rather than allowing the courts to define marriage, this poll suggests that West Virginia voters prefer to define marriage through the democratic process.

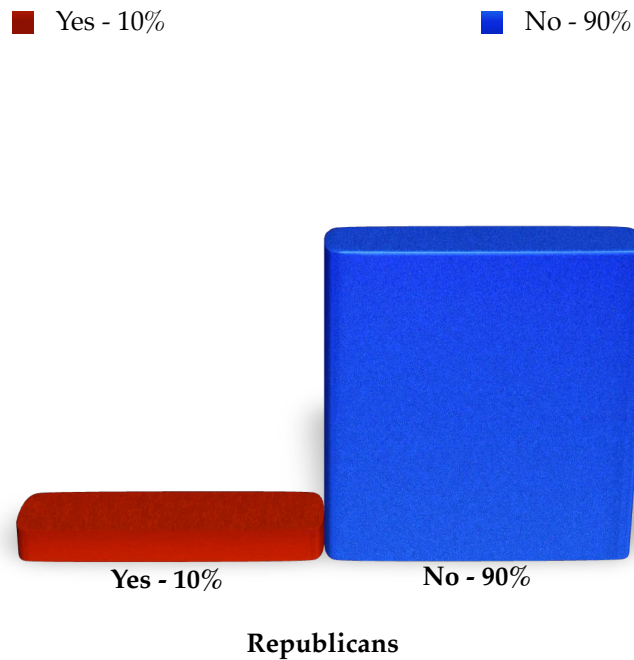
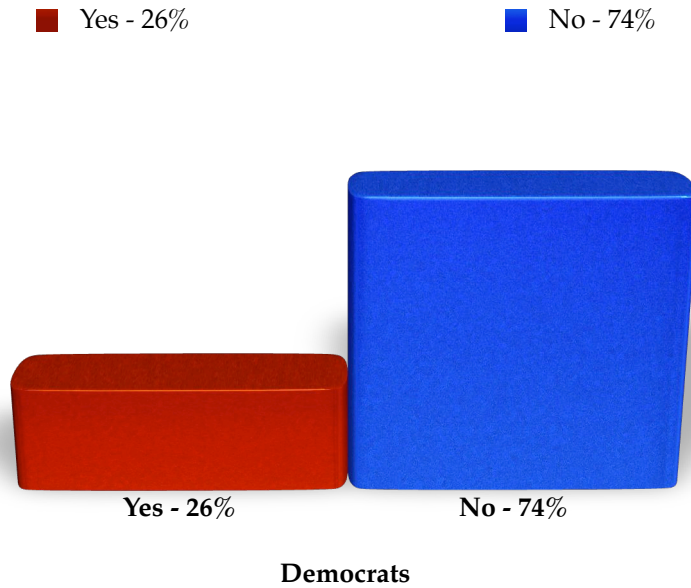
When asked, *“Judges in other states have allowed same-sex couples to be legally married in their states. Should a court be able to make same-sex marriage legal in West Virginia?”* 410 of the 513 registered voters answered with a resounding, “No!”



**Should a court be able to make same-sex marriage legal in West Virginia?**

### Democratic Process Preferred by ALL Parties

Regardless of political party affiliation, when asked whether the court should make same-sex marriage legal in West Virginia, registered voters from the Democrat (74%) and Republican (90%) parties, as well as those with no party affiliation (63%) answered, "No."



## ANALYSIS

After polling more than 500 registered voters in West Virginia, it is clear that West Virginians do not want a court to decide whether same-sex marriage should be legal in their state, are almost 75% more likely to vote for a candidate who supports an amendment defining marriage as between one man and one woman, and are themselves quite likely to vote for such an amendment when given the opportunity.

It is, therefore, clear that the political leader who initiates the amendment process will receive the greatest level of support from the voters in West Virginia. Likewise, that a court in West Virginia might make same-sex marriage legal in this state is of significant concern to West Virginia voters - regardless of party affiliation.

Finally, the combined knowledge gleaned from the experience of 27 other states suggests that pre-ratification polls routinely *underestimated* - usually by between 5% and 10% - the level of voter support on election day. Thus, using the most conservative estimate from this poll, such an amendment in West Virginia might be expected to garner between 73% and 78% of the popular vote.